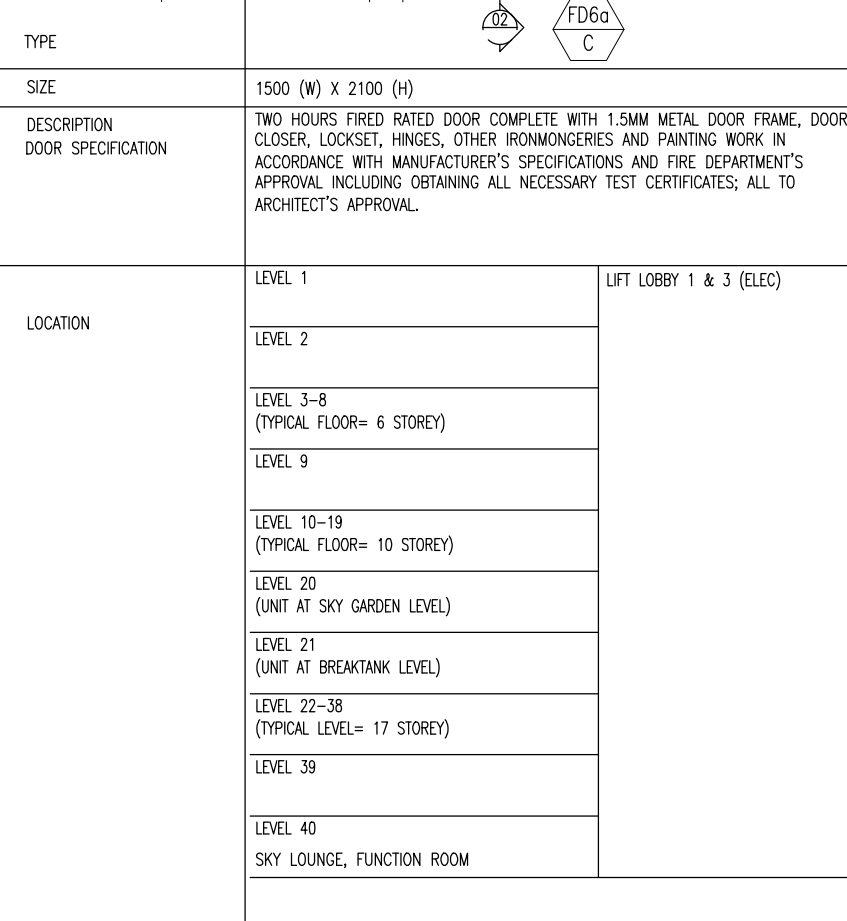
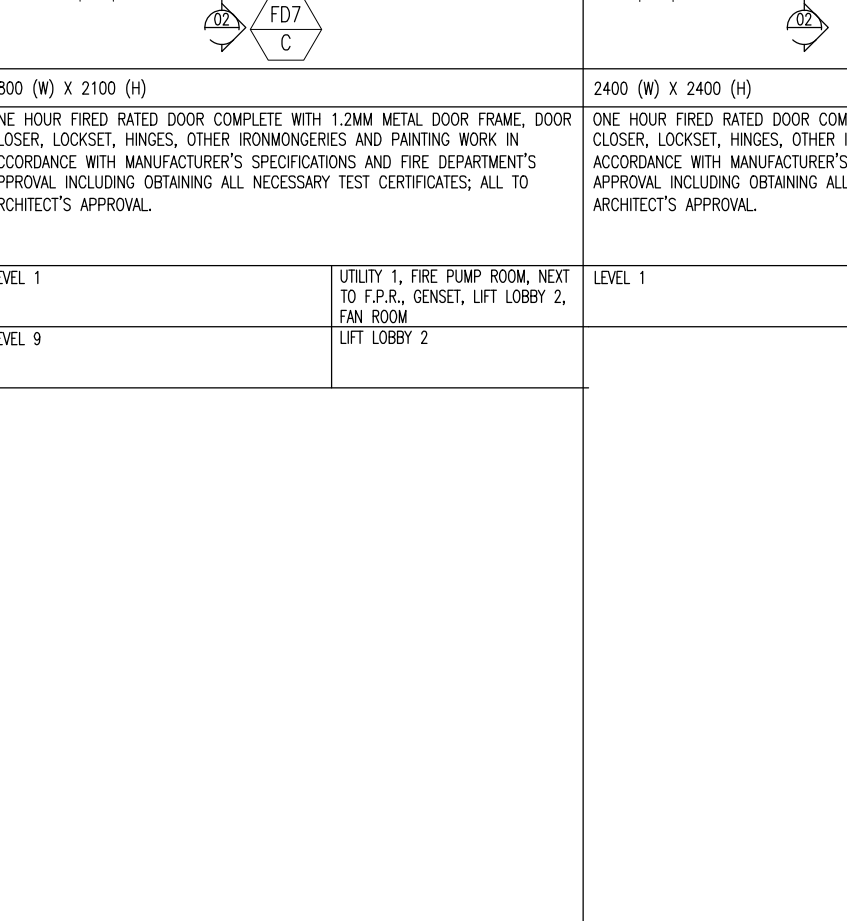
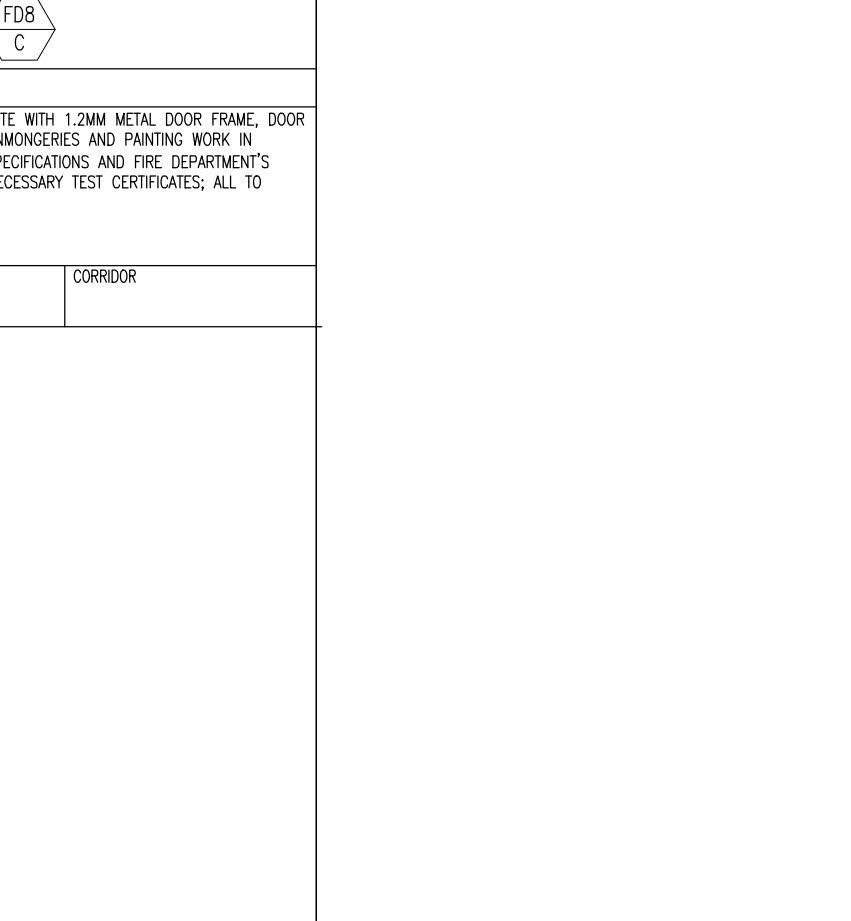
	
TYPE					
SIZE		1500 (W) X 2100 (H)		1800 (W) X 2100 (H)	
DESCRIPTION		TWO HOURS FIRED RATED DOOR COMPLETE WITH 1.5MM METAL DOOR FRAME, DOOR CLOSER, LOCKSET, HINGES, OTHER HARDWARES AND PAINTING WORK IN ACCORDANCE WITH MANUFACTURER'S SPECIFICATIONS AND FIRE DEPARTMENT'S APPROVAL, INCLUDING OBTAINING ALL NECESSARY TEST CERTIFICATES; ALL TO ARCHITECT'S APPROVAL.		ONE HOUR FIRED RATED DOOR COMPLETE WITH 1.5MM METAL DOOR FRAME, DOOR CLOSER, LOCKSET, HINGES, OTHER HARDWARES AND PAINTING WORK IN ACCORDANCE WITH MANUFACTURER'S SPECIFICATIONS AND FIRE DEPARTMENT'S APPROVAL, INCLUDING OBTAINING ALL NECESSARY TEST CERTIFICATES; ALL TO ARCHITECT'S APPROVAL.	
LOCATION		LEVEL 1 LEVEL 2 LEVEL 3-8 (TYPICAL FLOOR= 6 STOREY) LEVEL 9 LEVEL 10-19 (TYPICAL FLOOR= 10 STOREY) LEVEL 20 (UNIT AT SKY GARDEN LEVEL) LEVEL 21 (UNIT AT BREAKTANK LEVEL) LEVEL 22-38 (TYPICAL LEVEL= 17 STOREY) LEVEL 39 LEVEL 40 SKY LOUNGE, FUNCTION ROOM		LEVEL 1 CORRIDOR	
					

135

125

125MM THK. BLOCKWALL

5MM THK. SKIM COAT & PAINT ON BOTHSIDE

R.C UNTEL TO ENGR'S DETAIL

MORTAR INELL

INTUMESCENT STRIP TO BOMBA SPECIFICATION

38MM X 12MM H.W EDGING PIECE

3MM THK. PLYWOOD ON BOTHSIDES C/W PAINT FINISH

3MM THK. PLYWOOD

6MM THK FIRE RESISTANT BOARD

25MM THK ROCKWOOL

INSIDE UNIT

OUTSIDE

METAL DOOR FRAME PAINTED TO ARCHY'S APPROVAL C/W 4 NOS. SCREW MOUNTED HINGES, STAINLESS STEEL STRIKER PLATE, ETC TO MANUF'S DETAIL

60

Architectural section drawing of a common area door assembly. The drawing shows a cross-section of the door, including the interior unit, exterior unit, and metal frame. Key components and materials are labeled:

- PAINT FINISH TO ARCHITECT APPROVAL
- 3MM THK PLYWOOD
- 6MM THK FIRE RESISTANT BOARD
- 25MM THK ROCKWOOL
- INSIDE UNIT
- 5MM THK SKIM COAT & PAINT
- 125MM THK BLOCKWORK TO MAINFL DETAIL
- 3MM THK PLYWOOD ON BOTH SIDES C/W PAINT FINISH
- OUTSIDE
- MORTAR INFILL
- METAL DOOR FRAME TO MAINFL DETAIL
- 75MM(H) x 10MM THK SELECTED TILES SKIRTING

Dimensions: 125" (height), 125" (height), 125" (height).

01 COMMON AREA DOOR SECTION
821-07 SCALE: 1/8" = 1'-0"

Architectural section drawing of a door and wall assembly, showing internal and external details, materials, and dimensions.

Internal Details (Left Side):

- METAL DOOR FRAME PAINTED TO ARCH'S APPROVAL, C/W 4 NOS. SCREW MOUNTED HINGES, STAINLESS STEEL STRIKER PLATE, ETC TO MANUF'S DETAIL.
- INSIDE UNIT
- 75MM(H) x 10MM THK TMBER SKIRTING
- SELECTED FLOOR TILES
- MAX. 6MM

External Details (Right Side):

- 125MM THK. BLOCKWALL
- 5MM THK. SKIM COAT & PAINT ON BOTHSIDE
- R.C LINTEL TO ENGR'S DETAIL
- MORTAR INFILL
- INTUMESCENT STRIP TO BOMBA SPECIFICATION
- 38MM X 12MM H/W EDGING PIECE
- 3MM THK. PLYWOOD ON BOTHSIDES C/W PAINT FINISH
- 3MM THK. PLYWOOD
- 6MM THK FIRE RESISTANT BOARD
- 25MM THK ROCKWOOL
- 30MM x 100MM HW FRAME
- INTUMESCENT STRIP TO BOMBA SPECIFICATION

Dimensions and Notes:

- Top width: 135
- Top width (inner): 125
- Door height: 85
- Skirting height: 75
- Concrete slab thickness: 100
- Wall thickness (bottom right): 100
- Bottom right corner detail: 50
- FFL (Finished Floor Level) indicated by a triangle.
- CONCRETE SLAB

B/L	DATE	REVISION	DRAWN BY

KEY PLAN

PEMILIK DAN PEMAJU :
ALAMAT : PARAMOUNT PROPERTY (PW) SDN. BHD
WISMA PARAMOUNT, 1A (1ST FLOOR), LORONG BLM 1/1,
BANDAR LAGUNA MERBOK, 08000 SUNGAI PETANI, KEDAH
NO. TEL : 604 - 441 9191 FAX : 604 - 441 9090

<h1 style="margin: 0;">TENDER DRAWING</h1> <h2 style="margin: 0;">NOVEMBER 2017</h2>					
LUKSON :					
<h3 style="margin: 0;">COMMON AREA DOOR 01</h3> <h3 style="margin: 0;">DOOR SCHEDULE</h3> <h3 style="margin: 0;">DOOR DETAIL SECTION</h3> <h3 style="margin: 0;">DOOR JAMB DETAIL</h3>					
SCALE: AS SHOWN		CAD NO.: 557_CD1-821-02		DATE: NOV 2017	
DRAWN BY: JAN		CHECKED BY: KHENG SOON			
PROJECT NO.:	STATUS :	BLOK :	DWG NO.	DWG NO.	REVISION
55714-2	CD	-	821	02	01