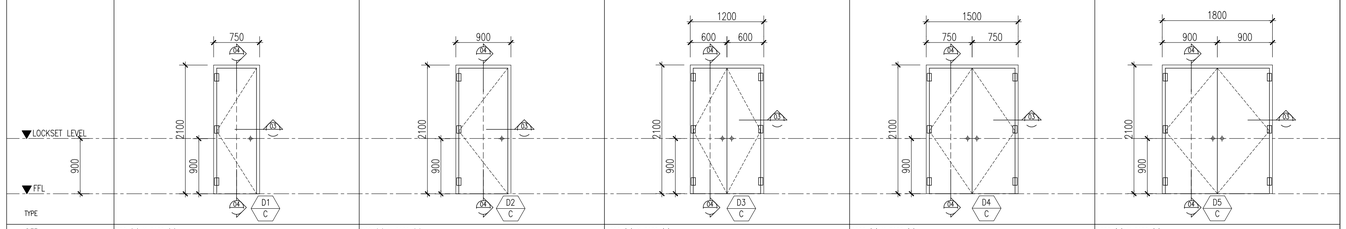

TYPE	D1		D2		D3		D4		D5	
SIZE	750 (W) X 2100 (H)		900 (W) X 2100 (H)		1200 (W) X 2100 (H)		1500 (W) X 2100 (H)		1800 (W) X 2100 (H)	
DESCRIPTION DOOR FRAME SPECIFICATION	SINGLE REBATE WITH U GROOVE, 1.0MM ELECTRO- GALVANIZED, COMPLETED WITH STAINLESS STEEL HINGES.		SINGLE REBATE WITH U GROOVE, 1.0MM ELECTRO- GALVANIZED, COMPLETED WITH STAINLESS STEEL HINGES.		SINGLE REBATE WITH U GROOVE, 1.0MM ELECTRO- GALVANIZED, COMPLETED WITH STAINLESS STEEL HINGES.		SINGLE REBATE WITH U GROOVE, 1.0MM ELECTRO- GALVANIZED, COMPLETED WITH STAINLESS STEEL HINGES.		SINGLE REBATE WITH U GROOVE, 1.0MM ELECTRO- GALVANIZED, COMPLETED WITH STAINLESS STEEL HINGES.	
DOOR LEAVE SPECIFICATION	38MM THICK c/w 3MM HDF HARDBOARD HONEYCOMB CORE FLUSH DOOR C/W PAINTED FINISH ON BOTH SIDES.		38MM THICK c/w 3MM HDF HARDBOARD HONEYCOMB CORE FLUSH DOOR C/W PAINTED FINISH ON BOTH SIDES.		38MM THICK c/w 3MM HDF HARDBOARD HONEYCOMB CORE FLUSH DOOR C/W PAINTED FINISH ON BOTH SIDES.		38MM THICK c/w 3MM HDF HARDBOARD HONEYCOMB CORE FLUSH DOOR C/W PAINTED FINISH ON BOTH SIDES.		38MM THICK c/w 3MM HDF HARDBOARD HONEYCOMB CORE FLUSH DOOR C/W PAINTED FINISH ON BOTH SIDES.	
LOCATION	LEVEL 1	LIFT LOBBY 1 & 3 (TEL), TOILET SERVICES	LEVEL 1	GUARD HOUSE, UTILITY 1, STG 1- 13, LOUNGE, PEDESTRIAN WALKWAY, SURAU (W), SURAU (F), MULTIPURPOSE ROOM 3, MANAGEMENT OFFICE, LIFT LOBBY 1, 2 & 3 (HR / WR), NEXT TO HR / WR, ELV	LEVEL 1	PEDESTRIAN DROP OFF AREA	LEVEL 40	KARAOKE ROOM, BADMINTON COURT	LEVEL 1	LOUNGE, MULTIPURPOSE ROOM 1, MULTIPURPOSE ROOM 2, STORE, MANAGEMENT OFFICE, SUCTION TANK
	LEVEL 2	LIFT LOBBY 1 & 3 (TEL)								
	LEVEL 3-8 (TYPICAL FLOOR= 6 STOREY)									
	LEVEL 9		LEVEL 2	HR / WR						
	LEVEL 10-19 (TYPICAL FLOOR= 10 STOREY)		LEVEL 3-8 (TYPICAL FLOOR= 6 STOREY)	HR/ WR, NEXT TO HR / WR, ELV						
	LEVEL 20 (UNIT AT SKY GARDEN LEVEL)		LEVEL 9							
	LEVEL 21 (UNIT AT BREAKTANK LEVEL)		LEVEL 10-19 (TYPICAL FLOOR= 10 STOREY)							
	LEVEL 22-38 (TYPICAL LEVEL= 17 STOREY)		LEVEL 20 (UNIT AT SKY GARDEN LEVEL)							
	LEVEL 39		LEVEL 21 (UNIT AT BREAKTANK LEVEL)							
	LEVEL 40 SKY LOUNGE, FUNCTION ROOM	LIFT LOBBY 1 & 3 (TEL), TOILET SERVICES	LEVEL 22-38 (TYPICAL LEVEL= 17 STOREY)							
			LEVEL 39							
			LEVEL 40 SKY LOUNGE, FUNCTION ROOM	HR/ WR, NEXT TO HR / WR, ELV, CONTROL ROOM, UTILITY						

01 COMMON AREA DOOR SCHEDULE
821-03 SCALE 1:3

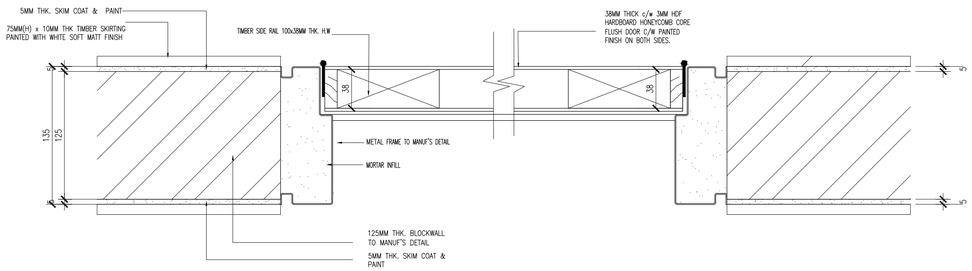

03 COMMON AREA DOOR SECTION
821-03 SCALE 1:3

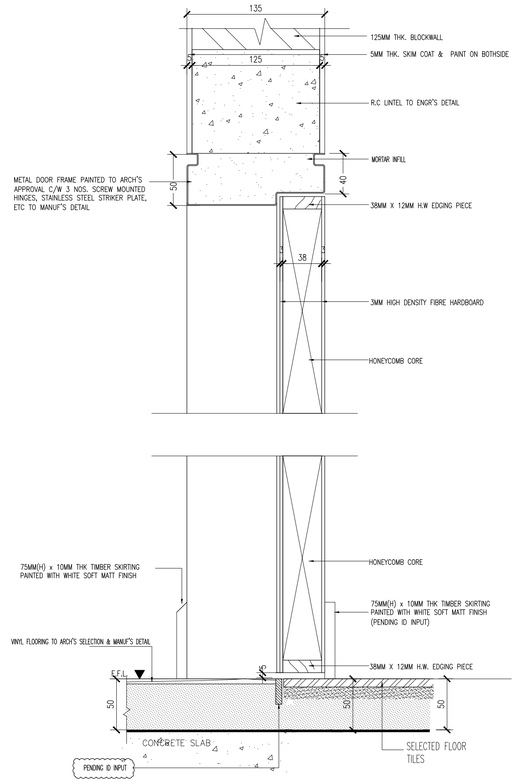

04 COMMON AREA DOOR SECTION
821-03 SCALE 1:3

Hak Cipta Terpelihara. Tidak dibenarkan mencetak mana-mana bahagian ilustrasi dalam apa jua bentuk dan dengan apa cara pun samada secara elektronik, mencetak, mekanik, rakaman atau cara lain sebelum mendapat kebenaran bertulis dari BHYEW ARCHITECTS SDN. BHD.

BIL.	DATE	REVISION	DRAWN BY

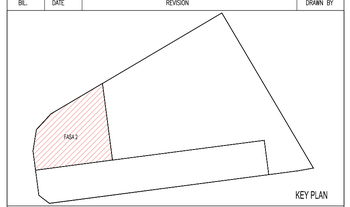

PROJEK :

CADANGAN PEMBANGUNAN (FASA 2) YANG MENGANDUNGI :-
2 BLOK PANGSAPURI PERKHIDMATAN 40 TINGKAT (491 UNIT)
DENGAN TEMPAT LETAK KENDERAAN

DI ATAS LOT 21609 (SEBAHAGIAN LOT 21135 SEBELUM INI),
JALAN CASSIA BARAT 2, MUKIM 13,
SEBERANG PERAI SELATAN, PULAU PINANG

UNTUK : TETUAN PARAMOUNT PROPERTY (PW) SDN. BHD

PEMILIK DAN PEMAJU :

ALAMAT : PARAMOUNT PROPERTY (PW) SDN. BHD
WISMA PARAMOUNT, 1A (1ST FLOOR), LORONG BLM 1/1,
BANDAR LAGUNA MERBOK, 08000 SUNGAI PETANI, KEDAH
NO. TEL : 604 - 441 9191 FAX : 604 - 441 9090

ARKITEK / SAKSI :
BH YEW ARCHITECT (SP/Y61)
15TH FLOOR, MENARA AMMETLIFE
NO.1, JALAN LUMUT, 50400 KUALA LUMPUR
TEL: (03) 4043-1346 FAX: (03) 4043-1349
EMAIL: ybhwa@nrasb.com.my

TENDER DRAWING
NOVEMBER 2017

LUKISAN :
COMMON AREA DOOR 02
DOOR SCHEDULE
DOOR DETAIL SECTION
DOOR JAMB DETAIL

SCALE:	CAD NO.:		
AS SHOWN	557_CD1-821-03		
DRAWN BY: IAN	CHECKED BY: KHENG SOON	DATE: NOV 2017	

PROJECT NO.	STATUS :	BLOK :	DWG NO.	DWG NO.	REVISION
55714-2	CD	-	821	03	01