

TYPE	SD1 A	SD1a A	SD2 A	SD2a A	SD3 A	SD3a A
SIZE	1950 (W) X 2400 (H)	1950 (W) X 3000 (H)	2100 (W) X 2400 (H)	2100 (W) X 3000 (H)	2250 (W) X 2400 (H)	2250 (W) X 3000 (H)
DESCRIPTION	POWDER COATED FINISHED, SUPPLY NOMINAL THICKNESS OF 1.80MM~2.00MM SLIDING DOOR, 8MM FULLY TEMPERED GLASS PANEL, COMPLETED WITH ROLLER, SLIDING DOOR INNER FRAME BRACKET, OUTER FRAME BRACKET, CORNER JOINT ANGLE, INTERLOCK PVC COVER, SKIDER, INTERLOCK RUBBER STRIP, WOOLPILE, LOCK CYLINDER, SCREWABLE ESCUTCHEON, EOS STOPPER, SLIDING DOOR 3-POINT LOCKING BAR, KEEPER, HANDLE, WEEP HOLE COVER, FIXED PANEL SUPPORT, ALL ASSOCIATED SUB – FRAMES AND NECESSARY HARDWARE, TO MANUFACTURER'S DETAILS AND ARCHITECT'S APPROVAL	POWDER COATED FINISHED, SUPPLY NOMINAL THICKNESS OF 1.80MM~2.00MM SLIDING DOOR, 8MM FULLY TEMPERED GLASS PANEL, COMPLETED WITH ROLLER, SLIDING DOOR INNER FRAME BRACKET, OUTER FRAME BRACKET, CORNER JOINT ANGLE, INTERLOCK PVC COVER, SKIDER, INTERLOCK RUBBER STRIP, WOOLPILE, LOCK CYLINDER, SCREWABLE ESCUTCHEON, EOS STOPPER, SLIDING DOOR 3-POINT LOCKING BAR, KEEPER, HANDLE, WEEP HOLE COVER, FIXED PANEL SUPPORT, ALL ASSOCIATED SUB – FRAMES AND NECESSARY HARDWARE, TO MANUFACTURER'S DETAILS AND ARCHITECT'S APPROVAL	POWDER COATED FINISHED, SUPPLY NOMINAL THICKNESS OF 1.80MM~2.00MM SLIDING DOOR, 8MM FULLY TEMPERED GLASS PANEL, COMPLETED WITH ROLLER, SLIDING DOOR INNER FRAME BRACKET, OUTER FRAME BRACKET, CORNER JOINT ANGLE, INTERLOCK PVC COVER, SKIDER, INTERLOCK RUBBER STRIP, WOOLPILE, LOCK CYLINDER, SCREWABLE ESCUTCHEON, EOS STOPPER, SLIDING DOOR 3-POINT LOCKING BAR, KEEPER, HANDLE, WEEP HOLE COVER, FIXED PANEL SUPPORT, ALL ASSOCIATED SUB – FRAMES AND NECESSARY HARDWARE, TO MANUFACTURER'S DETAILS AND ARCHITECT'S APPROVAL	POWDER COATED FINISHED, SUPPLY NOMINAL THICKNESS OF 1.80MM~2.00MM SLIDING DOOR, 8MM FULLY TEMPERED GLASS PANEL, COMPLETED WITH ROLLER, SLIDING DOOR INNER FRAME BRACKET, OUTER FRAME BRACKET, CORNER JOINT ANGLE, INTERLOCK PVC COVER, SKIDER, INTERLOCK RUBBER STRIP, WOOLPILE, LOCK CYLINDER, SCREWABLE ESCUTCHEON, EOS STOPPER, SLIDING DOOR 3-POINT LOCKING BAR, KEEPER, HANDLE, WEEP HOLE COVER, FIXED PANEL SUPPORT, ALL ASSOCIATED SUB – FRAMES AND NECESSARY HARDWARE, TO MANUFACTURER'S DETAILS AND ARCHITECT'S APPROVAL	POWDER COATED FINISHED, SUPPLY NOMINAL THICKNESS OF 1.80MM~2.00MM SLIDING DOOR, 8MM FULLY TEMPERED GLASS PANEL, COMPLETED WITH ROLLER, SLIDING DOOR INNER FRAME BRACKET, OUTER FRAME BRACKET, CORNER JOINT ANGLE, INTERLOCK PVC COVER, SKIDER, INTERLOCK RUBBER STRIP, WOOLPILE, LOCK CYLINDER, SCREWABLE ESCUTCHEON, EOS STOPPER, SLIDING DOOR 3-POINT LOCKING BAR, KEEPER, HANDLE, WEEP HOLE COVER, FIXED PANEL SUPPORT, ALL ASSOCIATED SUB – FRAMES AND NECESSARY HARDWARE, TO MANUFACTURER'S DETAILS AND ARCHITECT'S APPROVAL	POWDER COATED FINISHED, SUPPLY NOMINAL THICKNESS OF 1.80MM~2.00MM SLIDING DOOR, 8MM FULLY TEMPERED GLASS PANEL, COMPLETED WITH ROLLER, SLIDING DOOR INNER FRAME BRACKET, OUTER FRAME BRACKET, CORNER JOINT ANGLE, INTERLOCK PVC COVER, SKIDER, INTERLOCK RUBBER STRIP, WOOLPILE, LOCK CYLINDER, SCREWABLE ESCUTCHEON, EOS STOPPER, SLIDING DOOR 3-POINT LOCKING BAR, KEEPER, HANDLE, WEEP HOLE COVER, FIXED PANEL SUPPORT, ALL ASSOCIATED SUB – FRAMES AND NECESSARY HARDWARE, TO MANUFACTURER'S DETAILS AND ARCHITECT'S APPROVAL
LOCATION	LEVEL 9 (AT UNIT ONLY) TYPE D, D1 & D2 (KITCHEN, LIVING & DINING, MASTER BEDROOM & BEDROOM 1) LEVEL 10~19 (TYPICAL FLOOR~ AT UNIT ONLY) TYPE A, A1, A2 & A3 (KITCHEN) LEVEL 20 (TYPICAL FLOOR~ AT UNIT ONLY) TYPE A2 & A3 (KITCHEN) LEVEL 21 (UNIT AT BREAKTANK LEVEL) LEVEL 22~38 (TYPICAL LEVEL~ AT UNIT ONLY) TYPE A, A1, A2 & A3 (KITCHEN)	LEVEL 39 (AT UNIT ONLY) TYPE A(A), A1(A), A2(A) & A3(A) (KITCHEN)	LEVEL 3~8 (AT UNIT ONLY) LEVEL 9 (AT UNIT ONLY) LEVEL 10~19 (TYPICAL FLOOR~ AT UNIT ONLY) LEVEL 20 (TYPICAL FLOOR~ AT UNIT ONLY) LEVEL 21 (UNIT AT BREAKTANK LEVEL) LEVEL 22~38 (TYPICAL LEVEL~ AT UNIT ONLY) TYPE B & B1 (TERRACE)	LEVEL 39 (AT UNIT ONLY) TYPE B(A) & B1(A) (TERRACE)	LEVEL 3~8 (AT UNIT ONLY) LEVEL 9 (AT UNIT ONLY) LEVEL 10~19 (TYPICAL FLOOR~ AT UNIT ONLY) LEVEL 20 (TYPICAL FLOOR~ AT UNIT ONLY) LEVEL 21 (UNIT AT BREAKTANK LEVEL) LEVEL 22~38 (TYPICAL LEVEL~ AT UNIT ONLY) TYPE B & B1 (KITCHEN), TYPE C, C1, C2 & C3 (KITCHEN)	LEVEL 39 (AT UNIT ONLY) TYPE B(A) & B1(A) (KITCHEN), TYPE C(A), C1(A), C2(A) & C3(A) (KITCHEN)

TYPE	SD4 A	SD4a A	SD5 A	SD5a A
SIZE	3550 (W) X 2400 (H)	3550 (W) X 3000 (H)	4750 (W) X 2400 (H)	4750 (W) X 3000 (H)
DESCRIPTION	POWDER COATED FINISHED, SUPPLY NOMINAL THICKNESS OF 1.80MM~2.00MM SLIDING DOOR, 8MM FULLY TEMPERED GLASS PANEL, COMPLETED WITH ROLLER, SLIDING DOOR INNER FRAME BRACKET, OUTER FRAME BRACKET, CORNER JOINT ANGLE, INTERLOCK PVC COVER, SKIDER, INTERLOCK RUBBER STRIP, WOOLPILE, LOCK CYLINDER, SCREWABLE ESCUTCHEON, EOS STOPPER, SLIDING DOOR 3-POINT LOCKING BAR, KEEPER, HANDLE, WEEP HOLE COVER, FIXED PANEL SUPPORT, ALL ASSOCIATED SUB – FRAMES AND NECESSARY HARDWARE, TO MANUFACTURER'S DETAILS AND ARCHITECT'S APPROVAL	POWDER COATED FINISHED, SUPPLY NOMINAL THICKNESS OF 1.80MM~2.00MM SLIDING DOOR, 8MM FULLY TEMPERED GLASS PANEL, COMPLETED WITH ROLLER, SLIDING DOOR INNER FRAME BRACKET, OUTER FRAME BRACKET, CORNER JOINT ANGLE, INTERLOCK PVC COVER, SKIDER, INTERLOCK RUBBER STRIP, WOOLPILE, LOCK CYLINDER, SCREWABLE ESCUTCHEON, EOS STOPPER, SLIDING DOOR 3-POINT LOCKING BAR, KEEPER, HANDLE, WEEP HOLE COVER, FIXED PANEL SUPPORT, ALL ASSOCIATED SUB – FRAMES AND NECESSARY HARDWARE, TO MANUFACTURER'S DETAILS AND ARCHITECT'S APPROVAL	POWDER COATED FINISHED, SUPPLY NOMINAL THICKNESS OF 1.80MM~2.00MM SLIDING DOOR, 8MM FULLY TEMPERED GLASS PANEL, COMPLETED WITH ROLLER, SLIDING DOOR INNER FRAME BRACKET, OUTER FRAME BRACKET, CORNER JOINT ANGLE, INTERLOCK PVC COVER, SKIDER, INTERLOCK RUBBER STRIP, WOOLPILE, LOCK CYLINDER, SCREWABLE ESCUTCHEON, EOS STOPPER, SLIDING DOOR 3-POINT LOCKING BAR, KEEPER, HANDLE, WEEP HOLE COVER, FIXED PANEL SUPPORT, ALL ASSOCIATED SUB – FRAMES AND NECESSARY HARDWARE, TO MANUFACTURER'S DETAILS AND ARCHITECT'S APPROVAL	POWDER COATED FINISHED, SUPPLY NOMINAL THICKNESS OF 1.80MM~2.00MM SLIDING DOOR, 8MM FULLY TEMPERED GLASS PANEL, COMPLETED WITH ROLLER, SLIDING DOOR INNER FRAME BRACKET, OUTER FRAME BRACKET, CORNER JOINT ANGLE, INTERLOCK PVC COVER, SKIDER, INTERLOCK RUBBER STRIP, WOOLPILE, LOCK CYLINDER, SCREWABLE ESCUTCHEON, EOS STOPPER, SLIDING DOOR 3-POINT LOCKING BAR, KEEPER, HANDLE, WEEP HOLE COVER, FIXED PANEL SUPPORT, ALL ASSOCIATED SUB – FRAMES AND NECESSARY HARDWARE, TO MANUFACTURER'S DETAILS AND ARCHITECT'S APPROVAL
LOCATION	LEVEL 3~8 (AT UNIT ONLY) LEVEL 9 (AT UNIT ONLY) LEVEL 10~19 (TYPICAL FLOOR~ AT UNIT ONLY) LEVEL 20 (TYPICAL FLOOR~ AT UNIT ONLY) LEVEL 21 (UNIT AT BREAKTANK LEVEL) LEVEL 22~38 (TYPICAL LEVEL~ AT UNIT ONLY) TYPE B & B1 (LIVING & DINING)	LEVEL 39 (AT UNIT ONLY) TYPE B(A) & B1(A) (LIVING & DINING)	LEVEL 9 (AT UNIT ONLY) LEVEL 10~19 (TYPICAL FLOOR~ AT UNIT ONLY) LEVEL 20 (TYPICAL FLOOR~ AT UNIT ONLY) LEVEL 21 (UNIT AT BREAKTANK LEVEL) LEVEL 22~38 (TYPICAL LEVEL~ AT UNIT ONLY) TYPE C, C1, C2 & C3 (LIVING & DINING)	LEVEL 39 (AT UNIT ONLY) TYPE C(A), C1(A), C2(A) & C3(A) (LIVING & DINING)

(–) DOOR SCHEDULE
821–06 SCALE 1:3

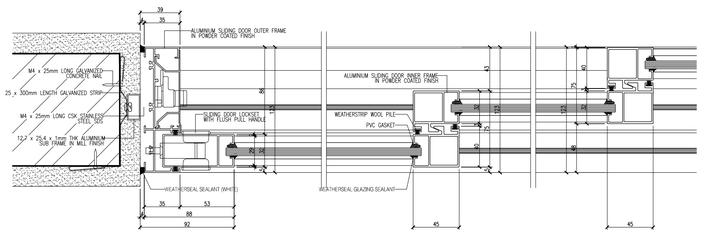

10 SLIDING DOOR HORIZONTAL SECTIONAL VIEW
821–06 SCALE 1:3

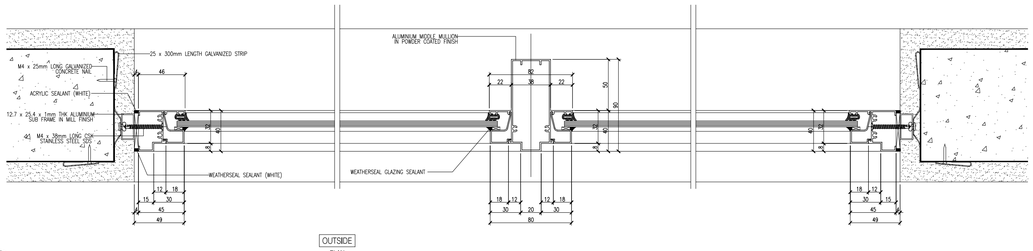

11 SLIDING DOOR FIXED WINDOW SECTIONAL VIEW
821–06 SCALE 1:3

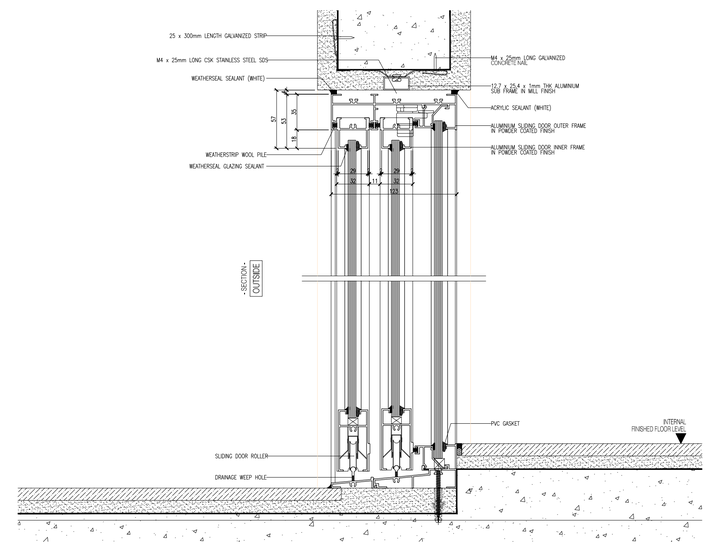

12 SLIDING DOOR VERTICAL SECTIONAL VIEW
821–06 SCALE 1:3

Hak Cipta Terpelihara. Tidak dibenarkan mencetak mana–mana bahagian ilustrasi dalam apa jua bentuk dan dengan apa cara pun samada secara elektronik, mencetak, mekanik, rakaman atau cara lain sebelum mendapat kebenaran bertulis dari BHYEW ARCHITECTS SDN. BHD.

BIL.	DATE	REVISION	DRAWN BY

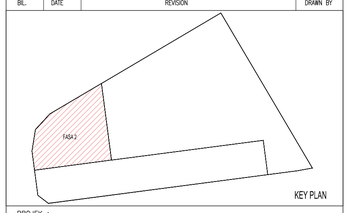

PROJEK :

CADANGAN PEMBANGUNAN (FASA 2) YANG MENGANDUNGI :-
2 BLOK PANGSAPURI PERKHIDMATAN 40 TINGKAT (491 UNIT)
DENGAN TEMPAT LETAK KENDERAAN

DI ATAS LOT 21609 (SEBAHAGIAN LOT 21135 SEBELUM INI),
JALAN CASSIA BARAT 2, MUKIM 13,
SEBERANG PERAI SELATAN, PULAU PINANG

UNTUK : TETUAN PARAMOUNT PROPERTY (PW) SDN. BHD

PEMILIK DAN PEMAJU :

ALAMAT : PARAMOUNT PROPERTY (PW) SDN. BHD
WISMA PARAMOUNT, 1A (1ST FLOOR), LORONG BLM 1/1,
BANDAR LAGUNA MERBOK, 08000 SUNGAI PETANI, KEDAH
NO. TEL : 604 - 441 9191 FAX : 604 - 441 9090

ARKITEK / SAKSI :
BH YEW ARCHITECT (SP/Y61)
15TH FLOOR, MENARA AMMETLIFE
NO.1, JALAN LUMUT, 50400 KUALA LUMPUR
TEL: (03) 4043–1346 FAX: (03) 4043–1349
EMAIL: ybhwa@nrasb.com.my

TENDER DRAWING
NOVEMBER 2017

LUKISAN :
SLIDING DOOR
SLIDING DOOR SCHEDULE
SLIDING DOOR DETAIL SECTION

SCALE: AS SHOWN	CAD NO.: 557_CD1–821–06				
DRAWN BY: IAN	CHECKED BY: KHENG SOON		DATE: NOV 2017		
PROJECT NO.	STATUS :	BLOK :	DWG NO.	DWG NO.	REVISION
55714–2	CD	–	821	06	01