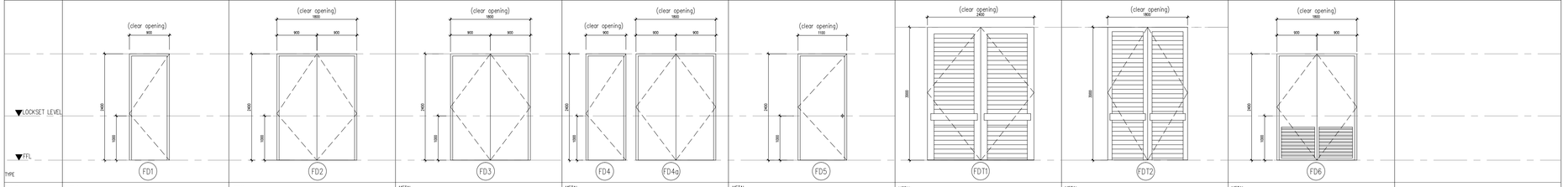

TYPE		FD1	FD2	FD3	FD4	FD4a	FD5	FDT1	FDT2	FD6
FRAME		METAL	METAL	METAL	METAL		METAL	METAL	METAL	METAL
DOOR LEAF		1HR. FIRE RATED DOOR TO MANUF"S DETAIL & BOMBA MALAYSIA APPROVAL	2HR. FIRE RATED DOOR TO MANUF"S DETAIL & BOMBA MALAYSIA APPROVAL	1HR. FIRE RATED DOOR TO MANUF"S DETAIL & BOMBA MALAYSIA APPROVAL	1HR. FIRE RATED DOOR TO MANUF"S DETAIL & BOMBA MALAYSIA APPROVAL		1HR. FIRE RATED DOOR TO MANUF"S DETAIL & BOMBA MALAYSIA APPROVAL	F.R.P COMPOSITE PANEL DOOR WITH F.R.P VERMIN NETTING FIXED INSIDE TO ENGR'S DETAIL	ALUMN. LOUVRES DOOR WITH ANTI-VERMIN FIXED INSIDE OF DOOR TO MANUF'S DETAIL	1HR. FIRE RATED DOOR WITH ALUMN. LOUVRES TO MANUF'S DETAIL & BOMBA MALAYSIA APPROVAL
ARCHITRAVE		–	–	–	DOOR SPECIFICATION TO GENERATORS SPECIALIST DETAIL		–	–	–	
LOCATION	1st. FLOOR	STARCASE 1-10, REFUSE COLLECTION CENTRE & REFUSE BIN	ELECTRICAL RISER & REFUSE COLLECTION CENTRE	FIRE CONTROL ROOM	GENERATOR 1 & GENERATOR 2		REFUSE BIN (SERVICE)	TNB SUBSTATION 1, TNB SUBSTATION 2 & TNB SUBSTATION 3	TNB SUBSTATION 1, TNB SUBSTATION 2, TNB SUBSTATION 3,	MDF ROOM & MSB ROOM 01,02&03
	2nd. FLOOR	STARCASE 1-10 & REFUSE BIN	ELECTRICAL RISER	–	–		REFUSE BIN (SERVICE)	–	–	–
	3rd. FLOOR	STARCASE 1-10 & REFUSE BIN	ELECTRICAL RISER	–	–		REFUSE BIN (SERVICE)	–	–	–
	4th. FLOOR	STARCASE 1,2,4,5,6,7,8,10, REFUSE BIN & LIFT LOBBY	ELECTRICAL RISER	–	–		–	–	–	–
	5th. FLOOR	STARCASE 1,2,4,5,6,7,8,10, REFUSE BIN & LIFT LOBBY	ELECTRICAL RISER	–	–		–	–	–	–
	6th. FLOOR	STARCASE 1,2,4,5,6,7,8,10, REFUSE BIN & LIFT LOBBY	ELECTRICAL RISER	–	–		–	–	–	–
	7th. FLOOR	STARCASE 1,2,4,5,6,7,8,10, REFUSE BIN & LIFT LOBBY	ELECTRICAL RISER	–	–		–	–	–	–
	8th. FLOOR	STARCASE 1,2,4,5,6,7,8,10, REFUSE BIN & LIFT LOBBY	ELECTRICAL RISER	–	–		REFUSE BIN (SERVICE)	–	–	–
	9th. FLOOR	STARCASE 1,2,4,5,6,7,8,10, REFUSE BIN & CORRIDOR FOR BLOCK A&B	ELECTRICAL RISER	LIFT LOBBY	–		–	–	–	–
	10th.-26th.	STARCASE 4,5,6,7 REFUSE BIN & LIFT LOBBY	ELECTRICAL RISER	LIFT LOBBY	–		–	–	–	–
	ROOFTOP	STARCASE 4,5,6,7	–	–	–		–	–	–	–

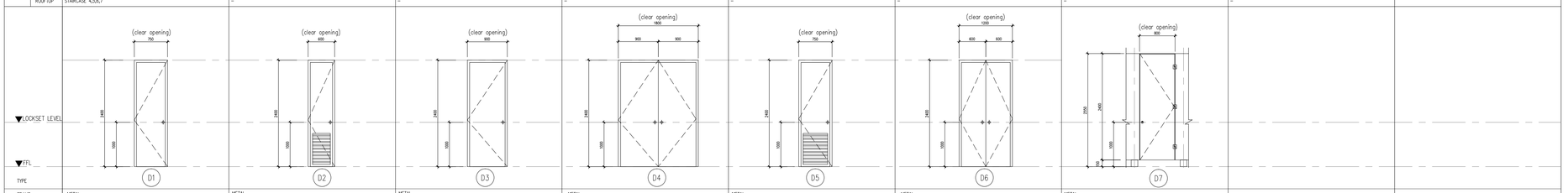

TYPE		D1	D2	D3	D4	D5	D6	D7		
FRAME		METAL	METAL	METAL	METAL	METAL	METAL	METAL		
DOOR LEAF		PLYWOOD FLUSH DOOR TO MANUF"S DETAIL	PLYWOOD FLUSH DOOR WITH ALUMN. LOUVRES TO MANUF"S DETAIL	PLYWOOD FLUSH DOOR TO MANUF"S DETAIL	PLYWOOD FLUSH DOOR TO MANUF"S DETAIL	PLYWOOD FLUSH DOOR WITH ALUMN. LOUVRES TO MANUF"S DETAIL	PLYWOOD FLUSH DOOR TO MANUF"S DETAIL	12MM THK. PHENOLIC BOARD TO MANUF"S DETAIL		
ARCHITRAVE		–	–	–	–	–	–	–		
LOCATION	1st. FLOOR	ELV RISER, DRY RISER & TEL.	TOILET 1, TOILET 2, TOILET 3 & TOILET 4 (SERVICES)	LIFT LOBBY CORRIDOR, FIRE CONTROL ROOM, PANEL ROOM & HR/SPR/WR	WATER COMPARTMENT FOR RETAIL 1&2, SUCTION TANK2, FIRE SPRINKLER RETAIL, FIRE SPRINKLER STUDIO APARTMENT, COLLECTION CENTRE, MET. RISER PUMP TANK ROOM & SUCTION TANK 3	REFUSE COLLECTION CENTRE & JANITOR	–	TOILET 1, TOILET 2, TOILET 3 & TOILET 4		
	2nd. FLOOR	FIRE SUCTION RISER, ELV RISER, DRY RISER & TEL.	TOILET 1, TOILET 2, TOILET 3 & TOILET 4 (SERVICES)	LIFT LOBBY CORRIDOR & HR/SPR/WR	WATER COMPARTMENT FOR RETAIL 1&2	JANITOR	–	TOILET 1, TOILET 2, TOILET 3 & TOILET 4		
	3rd. FLOOR	FIRE SUCTION RISER, ELV RISER, DRY RISER & TEL.	TOILET 1, TOILET 2, TOILET 3 & TOILET 4 (SERVICES)	LIFT LOBBY CORRIDOR, MANAGEMENT OFFICE, HR/SPR/WR, RETAIL 12A,12B,13,13A,15,16,17,18,19,20,21,22,23,23A,25,26,27,28,29,30,31,32,33,33A,35,36,37&38	WATER COMPARTMENT FOR RETAIL 1&2	JANITOR	–	TOILET 1, TOILET 2, TOILET 3 & TOILET 4		
	4th. FLOOR	FIRE SUCTION RISER, ELV RISER, DRY RISER & TEL.	–	HR/SPR/WR	EXHAUST FAN ROOM	–	–	–		
	5th. FLOOR	FIRE SUCTION RISER, ELV RISER, DRY RISER & TEL.	–	HR/SPR/WR	–	–	–	–		
	6th. FLOOR	FIRE SUCTION RISER, ELV RISER, DRY RISER & TEL.	–	HR/SPR/WR	–	–	–	–		
	7th. FLOOR	FIRE SUCTION RISER, ELV RISER, DRY RISER & TEL.	–	HR/SPR/WR	–	–	–	–		
	8th. FLOOR	FIRE SUCTION RISER, ELV RISER, DRY RISER & TEL.	–	HR/SPR/WR	–	–	–	–		
	9th. FLOOR	ELV RISER & TEL.	–	MANAGEMENT OFFICE & MEETING ROOM	–	JANITOR	HR/SPR/WR	FACILITY TOILET		
	10th.-26th.	ELV RISER & TEL.	–	–	–	–	HR/SPR/WR	–		
	ROOFTOP	LIFT MOTOR ROOM.	–	–	–	–	–	–		

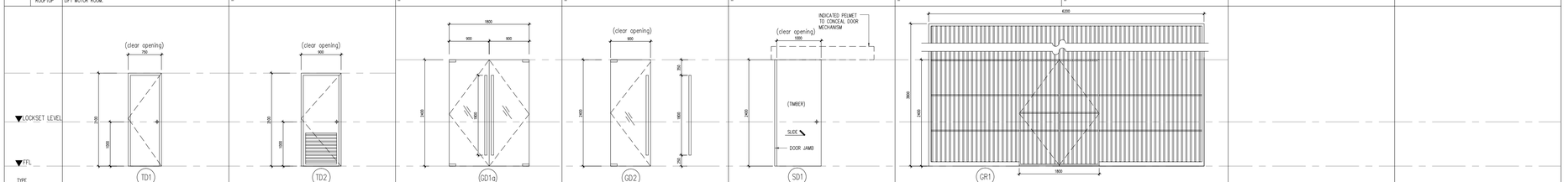

TYPE		TD1	TD2	GD1a	GD2	SD1	GR1	
FRAME		METAL	METAL			METAL	MILD STEEL / ANTI RUST PAINT	
DOOR LEAF		MARINE PLYWOOD FLUSH DOOR TO MANUF"S DETAIL	MARINE PLYWOOD FLUSH DOOR WITH ALUMN. LOUVRES TO MANUF"S DETAIL	FRAMELESS DOUBLE SWING GLASS DOOR C/W 8MM THK. ASG EMERALD GREEN ANNEALED FLOAT	FRAMELESS DOUBLE SWING GLASS DOOR C/W 8MM THK. ASG EMERALD GREEN ANNEALED FLOAT	TIMBER SLIDING DOOR IN LAMINATE FINISH TO MANUF"S DETAIL	GRILLE DOOR TO MANUF"S DETAIL	
ARCHITRAVE		–	–	–	–	–		
						MANUAL WITH H.W LOCK AT SIDE JAMB		
LOCATION	1st. FLOOR	INDIVIDUAL TOILET RETAIL 1,2,3,3A,4,5,6,7,8,9,10,11,12,13A,13B,15,16,17,18,19,20,21-23,23A-25-26-27-28-29-30 & FIRE CONTROL ROOM TOILET	LACTATION ROOM 1, LACTATION ROOM 2 & LACTATION ROOM 3	LIFT LOBBY	LIFT LOBBY, MAIL ROOM RETAIL & MAIL ROOM STUDIO UNIT	OKU 1, OKU 2, OKU 3 & OKU 4	LPG GAS FARM 01&02	
	2nd. FLOOR	INDIVIDUAL TOILET RETAIL 1,2,3,10,11,12,13A,13B,15,16,17,18,19,20,22,23,23A,27-28-29,30,31 & 38	LACTATION ROOM 1, LACTATION ROOM 2 & LACTATION ROOM 3	–	–	OKU 1, OKU 2, OKU 3 & OKU 4		
	3rd. FLOOR	INDIVIDUAL TOILET RETAIL 1,2,3,3A,5,12,13A,13B,15,16,17,18,19,20,22,23,23A,27,28,35,36,37 & 38	LACTATION ROOM 1, LACTATION ROOM 2 & LACTATION ROOM 3	–	–	OKU 1, OKU 2, OKU 3 & OKU 4		
	4th. FLOOR	–	–	–	–	–		
	5th. FLOOR	–	–	–	–	–		
	6th. FLOOR	–	–	–	–	–		
	7th. FLOOR	–	–	–	–	–		
	8th. FLOOR	–	–	–	–	–		
	9th. FLOOR	–	–	–	–	OKU		

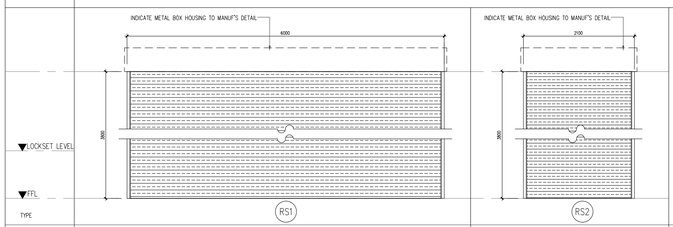

TYPE		RS1	RS2
FRAME		MILD STEEL / ANTI RUST PAINT	MILD STEEL / ANTI RUST PAINT
DOOR LEAF		HEAVY DUTY ROLLER SHUTTER WITH AUTO MECHANISM C/W 15% VENTILATION TO MANUF"S DETAIL	HEAVY DUTY ROLLER SHUTTER WITH AUTO MECHANISM C/W 15% VENTILATION TO MANUF"S DETAIL
ARCHITRAVE		–	–
LOCATION	1st. FLOOR	REFUSE COLLECTION CENTRE	BULK WASTE ROOM
	2nd. FLOOR	–	–
	3rd. FLOOR	–	–
	4th. FLOOR	–	–
	5th. FLOOR	–	–
	6th. FLOOR	–	–
	7th. FLOOR	–	–
	8th. FLOOR	–	–
	9th. FLOOR	–	–

01 DOOR SCHEDULE
821 SCALE = 1 : 50

Hak Cipta Terpelihara. Tidak dibenarkan mencetak mana-mana bahagian ilustrasi dalam apa jua bentuk dan dengan apa cara pun samada secara elektronik, mencetak, mekanik, rakaman atau cara lain sebelum mendapat kebenaran bertulis dari NRY ARCHITECTS SDN. BHD.

REV.	DATE	DESCRIPTION	REMARK
01	JAN 2017	REVISE DOOR TYPE	–

KEY PLAN :

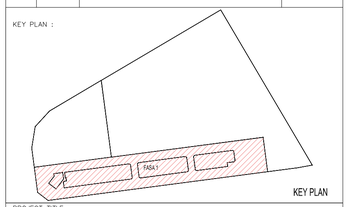

KEY PLAN

PROJECT TITLE :

CADANGAN MEMBINA PEMBANGUNAN BERCAMPUR DI ATAS LOT 21135, PERSIARAN CASSIA BARAT 3, MUKIM 13, SEBERANG PERAI SELATAN, PULAU PINANG YANG MENGANDUNGI:-

FASA 1
A. 2 BLOK PANGSAPURI PERKHIDMATAN 18 TINGKAT (612 UNIT)
B. KEDAI PEJABAT 3 TINGKAT (196 UNIT)
C. 5 TINGKAT TEMPAT LETAK KENDERAAN

UNTUK : TETUAN PARAMOUNT PROPERTY (PW) SDN. BHD

LAND OWNER & BUILDING OWNER :

NAMA : MR. OOI HUN PENG
JAWATAN : KETUA PEGAWAI EKSEKUTIF
NO IC : 650619-02-5311
ALAMAT : PARAMOUNT PROPERTY (PW) SDN. BHD
WISMA PARAMOUNT, 1A (1ST FLOOR), LORONG BLM 1/1,
BANDAR LAGUNA MERBOK, 08000 SUNGAI PETANI, KEDAH
NO. TEL : 604 - 441 9191 FAX : 604 - 441 9090

KITCHEN SPECIALIST :

QS CONSULANT :

M&E CONSULANT :
PERUNDING P.L.A.
Consulting Mechanical & Electrical Engineers.
8-01, WISMA PANTAI, TEL NO. : (604) 3337990
JALAN WISMA PANTAI, FAX NO. : (604) 3317337
12200 BUTTERWORTH, PENANG. E-MAIL : project@pla-group.com

C&S CONSULANT :
PERUNDING KELANA
CIVIL & STRUCTURAL ENGINEERS
Level 12, Unit 12(D), Wisma Boon Siew,
No.1, Penang Road, 10000 Penang.
Tel: 2622628, Fax: 2641618
(Company No. AS0232772-W)

DESIGN ARCHITECT :
ARCHITECTURE GROUP - STUDIO A
CPG CONSULTANTS PTE LTD
238B, THOMSON ROAD, #12-00 TOWER B
NOVENA SQUARE, SINGAPORE 307685
TEL : +65 6357 4468 FAX : +65 6357 4469

ARCHITECT :
BH YEW ARCHITECT (SP/Y61)
15TH FLOOR, BANGUNAN AMMETLIFE
NO.1, JALAN LUMUT, 50400 KUALA LUMPUR
TEL: (03) 4043-1346 FAX: (03) 4043-1349
EMAIL: ybhwa@nrasb.com.my

LEMBAGA ARKITEK MALAYSIA
Ar. YEW BU HWA
ARKITEK
No.Pendaftaran LAM: A/Y61

Saya mengesahkan bahawa pelan-pelan yang dihantar adalah mengikut Undang-Undang Kecil Bangunan Seragam 1986 dan Undang-Undang Kecil Bangunan Seragam (pindaan) 2007 [UKBS2007] dan pindaan-pindaan serta garispandua-garispandua dan polisi-polisi Majlis Perbandaran Seberang Perai. Saya mengesahkan bahawa kerja-kerja pembinaan akan dijalankan dibawah penyeliaan saya. Saya mengesahkan dan mengaku bahawa pelan-pelan bangunan adalah setara dengan pelan kebenaran merancang yang diluluskan dan akan mematuhi ulasan serta syarat-syarat jabatan teknikal.

CONSTRUCTION DRAWING

MARCH 2017

LUKISAN :

DOOR SCHEDULE 1
-LEVEL 1 TO ROOFTOP

SCALE:	CAD NO.:		
AS SHOWN	557_CA-821-01		
DRAWN BY:	CHECKED BY:	DATE:	
–	JANICE	MARCH 2017	
ORIGINATOR ACRONYM	PROJECT NO.	DISCIPLINE	
BH YEW	55714 – 1	ARCH	

DWG STATUS	LOT	ATTRIBUTE	LEVEL	DWG NO.	REVISION
CA	–	–		821	A.02