DOOR SCHEDULE AT LEVEL 1 TO ROOF TOP (COMMON AREA)

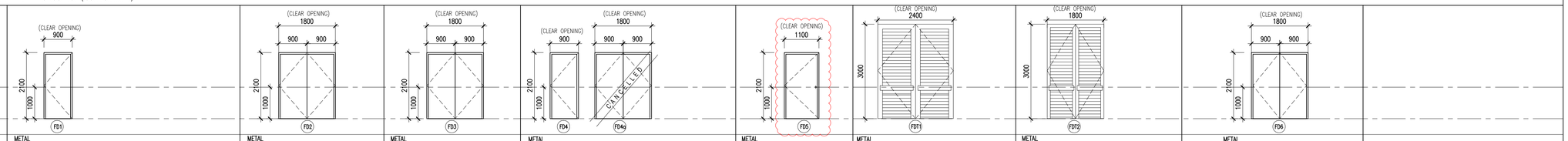

		FD1	FD2	FD3	FD4 / FD4a	FD5	FDT1	FDT2	FD6
TYPE									
FRAME		METAL	METAL	METAL	METAL	METAL	METAL	METAL	METAL
DOOR LEAF		1HR. FIRE RATED DOOR TO MANUF"S DETAIL & BOMBA MALAYSIA APPROVAL	2HR. FIRE RATED DOOR TO MANUF"S DETAIL & BOMBA MALAYSIA APPROVAL	1HR. FIRE RATED DOOR TO MANUF"S DETAIL & BOMBA MALAYSIA APPROVAL	1HR. FIRE RATED DOOR TO MANUF"S DETAIL & BOMBA MALAYSIA APPROVAL DOOR SPECIFICATION TO GENERATORS SPECIALIST DETAIL	1HR. FIRE RATED DOOR TO MANUF"S DETAIL & BOMBA MALAYSIA APPROVAL	F.R.P COMPOSITE PANEL DOOR WITH F.R.P VERMIN NETTING FIXED INSIDE TO ENGR"S DETAIL	FRP COMPISITE PANEL LOUVRES DOOR WITH ANTI-VERMIN FIXED INSIDE OF DOOR TO MANUF"S DETAIL	1HR. FIRE RATED DOOR TO MANUF"S DETAIL & BOMBA MALAYSIA APPROVAL BY OTHERS
ARCHITRAVE		–	–	–		–	–	–	–
LOCATION	1st. FLOOR	STAIRCASE 1-10, REFUSE COLLECTION CENTRE	ELECTRICAL RISER & REFUSE COLLECTION CENTRE	FIRE CONTROL ROOM	GENERATOR 1	REFUSE BIN	TNB SUBSTATION 1, TNB SUBSTATION 2 & TNB SUBSTATION 3	TNB SUBSTATION 1, TNB SUBSTATION 2, TNB SUBSTATION 3.	MSB ROOM 01,02&03 (BY MAINCON.) & GENERATOR 2 (BY OTHERS)
	2nd. FLOOR	STAIRCASE 1-10	ELECTRICAL RISER	–	–	LIFT LOBBY ,REFUSE BIN	–	–	–
	3rd. FLOOR	STAIRCASE 1-10	ELECTRICAL RISER	–	–	LIFT LOBBY ,REFUSE BIN	–	–	–
	4th. FLOOR	STAIRCASE 1,2,4,5,6,7,8,10, REFUSE BIN & LIFT LOBBY	ELECTRICAL RISER	–	–	–	–	–	–
	5th. FLOOR	STAIRCASE 1,2,4,5,6,7,8,10, REFUSE BIN & LIFT LOBBY	ELECTRICAL RISER	–	–	–	–	–	–
	6th. FLOOR	STAIRCASE 1,2,4,5,6,7,8,10, REFUSE BIN & LIFT LOBBY	ELECTRICAL RISER	–	–	–	–	–	–
	7th. FLOOR	STAIRCASE 1,2,4,5,6,7,8,10, REFUSE BIN & LIFT LOBBY	ELECTRICAL RISER	–	–	–	–	–	–
	8th. FLOOR	STAIRCASE 1,2,4,5,6,7,8,10, REFUSE BIN & LIFT LOBBY	ELECTRICAL RISER	–	–	REFUSE BIN	–	–	–
	9th. FLOOR	STAIRCASE 4,5,6,7, REFUSE BIN & CORRIDOR FOR BLOCK A&B	ELECTRICAL RISER	LIFT LOBBY	–	–	–	–	–
	10th.-26th.	STAIRCASE 4,5,6,7, REFUSE BIN & LIFT LOBBY	ELECTRICAL RISER	LIFT LOBBY	–	–	–	–	–
	ROOF TOP	–	–	–	–	–	–	–	–

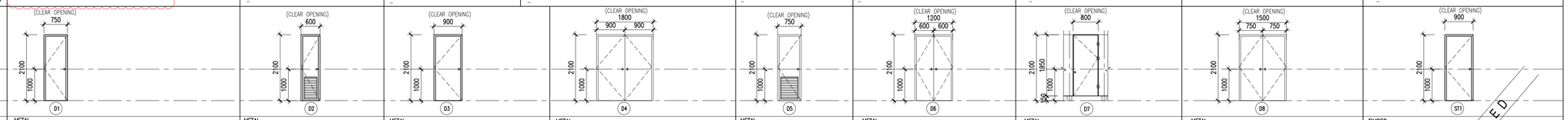

		D1	D2	D3	D4	D5	D6	D7	D8	ST1
TYPE										
FRAME		METAL	METAL	METAL	METAL	METAL	METAL	METAL	METAL	TIMBER
DOOR LEAF		PLYWOOD FLUSH DOOR TO MANUF"S DETAIL	PLYWOOD FLUSH DOOR WITH ALUMN. LOUVRES TO MANUF"S DETAIL	PLYWOOD FLUSH DOOR TO MANUF"S DETAIL	PLYWOOD FLUSH DOOR TO MANUF"S DETAIL	PLYWOOD FLUSH DOOR WITH LOUVRE TO MANUF"S DETAIL	PLYWOOD FLUSH DOOR TO MANUF"S DETAIL	PHENOLIC BOARD TO MANUF"S DETAIL	PLYWOOD FLUSH DOOR TO MANUF"S DETAIL	SUSTAINABLE TIMBER WITH FSC CERTIFICATE TO MANUF"S DETAIL
ARCHITRAVE		–	–	–	–	–	–	–	–	–
LOCATION	1st. FLOOR	ELV RISER, DRY RISER & TEL.	TOILET 1, TOILET 2, TOILET 3 & TOILET 4 (SERVICES)	LIFT LOBBY CORRIDOR, FIRE CONTROL ROOM, PANEL ROOM & HR/SPR/WR/REFUSE CHUTE RM. , STAIRCASE 3 & 9	WATER COMPARTMENT FOR RETAIL 1&2, SUCTION TANK2, FIRE SPRINKLER RETAIL, FIRE SPRINKLER STUDIO APARTMENT, COLLECTION CENTRE, WET RISER PUMP TANK ROOM MDF ROOM & SUCTION TANK .3	REFUSE COLLECTION CENTRE & JANITOR	–	TOILET 1, TOILET 2, TOILET 3 & TOILET 4	–	–
	2nd. FLOOR	FIRE SUCTION RISER, ELV RISER, DRY RISER & TEL.	TOILET 1, TOILET 2, TOILET 3 & TOILET 4 (SERVICES)	LIFT LOBBY CORRIDOR & HR/SPR/WR/REFUSE CHUTE RM.	WATER COMPARTMENT FOR RETAIL 1&2	JANITOR	"	TOILET 1, TOILET 1 JANITOR , TOILET 2, TOILET 3 & TOILET 4	"	–
	3rd. FLOOR	FIRE SUCTION RISER, ELV RISER, DRY RISER & TEL.	TOILET 1, TOILET 2, TOILET 3 & TOILET 4 (SERVICES)	LIFT LOBBY CORRIDOR, MANAGEMENT OFFICE, HR/SPR/REFUSE CHUTE (INCRETAIL 12A, 13A,13B,13.13A,15,16,17,18,19,20,21,22,23,24,25,26,27,28,29,30,31,32,33,33A,34,36,37&38	WATER COMPARTMENT FOR RETAIL 1&2	JANITOR	"	TOILET 1, TOILET 2, TOILET 3 & TOILET 4	"	–
	4th. FLOOR	FIRE SUCTION RISER, ELV RISER, DRY RISER & TEL.	–	HR/SPR/WR	EXHAUST FAN ROOM	-	-	–	-	–
	5th. FLOOR	FIRE SUCTION RISER, ELV RISER, DRY RISER & TEL.	–	HR/SPR/WR	-	-	-	–	-	–
	6th. FLOOR	FIRE SUCTION RISER, ELV RISER, DRY RISER & TEL.	–	HR/SPR/WR	-	-	-	–	-	–
	7th. FLOOR	FIRE SUCTION RISER, ELV RISER, DRY RISER & TEL.	–	HR/SPR/WR	-	-	-	–	-	–
	8th. FLOOR	FIRE SUCTION RISER, ELV RISER, DRY RISER & TEL.	–	HR/SPR/WR , STAIRCASE 4,5,6 & 7	-	-	-	–	-	–
	9th. FLOOR	ELV RISER & TEL.	–	-	-	JANITOR(APARTMENT TOWER A&B)	HR/SPR/WR	FACILITY TOILET	FIRE PUMP ROOM	MANAGEMENT OFFICE & MAINTENANCE ROOM, JANTOR(COMMON AREA)
	10th.-26th.	ELV RISER & TEL.	–	-	-	-	HR/SPR/WR	–	-	–
	ROOF TOP	LIFT MOTOR ROOM.	–	-	-	-	-	–	-	

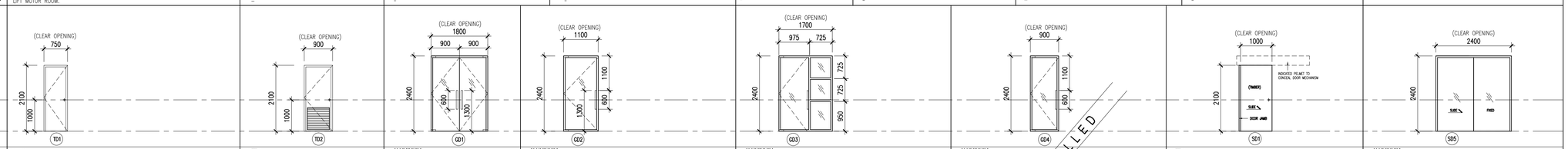

		TD1	TD2	GD1	GD2	GD3	GD4	SD1	SD5
TYPE									
FRAME		METAL	METAL	ALUMINUIM	ALUMINUIM	ALUMINUIM	ALUMINUIM	METAL	ALUMINUIM
DOOR LEAF		MARINE PLYWOOD FLUSH DOOR TO MANUF"S DETAIL	MARINE PLYWOOD FLUSH DOOR WITH LOUVRES TO MANUF"S DETAIL	DOUBLE SWING GLASS DOOR C/W 8MM THK. ASG EMERALD GREEN ANNEALED FLOAT	SWING GLASS DOOR C/W 8MM THK. ASG EMERALD GREEN ANNEALED FLOAT	SWING GLASS DOOR C/W 8MM THK. ASG EMERALD GREEN ANNEALED FLOAT	SWING GLASS DOOR C/W 8MM THK. ASG EMERALD GREEN ANNEALED FLOAT	TIMBER SLIDING DOOR IN LAMINATE FINISH TO MANUF"S DETAIL	SLIDING GLASS DOOR TO MANUF"S DETAIL
ARCHITRAVE		–	–	–	–	–	–	–	–
LOCATION	1st. FLOOR	REFUSE COLLECTION CENTRE, TOILET RETAIL 1,2,3,3A,4,5,6,7,8,9,10,11,12,13A,13B,15,16,17, 18,19,20,21,22,23,24,25,26,27,28,29,30 & FIRE CONTROL ROOM 35&37	LACTATION ROOM 1, LACTATION ROOM 2 & LACTATION ROOM 3	LIFT LOBBY	LIFT LOBBY, MAIL ROOM RETAIL , MAIL ROOM STUDIO UNIT 1 & 2		MAIL ROOM RETAIL , MAIL ROOM STUDIO UNIT 1 & 2	OKU 1, OKU 2, OKU 3 & OKU 4	LOADING BAY AREA AT (GRID 44 / C-D)
	2nd. FLOOR	REFUSE COLLECTION CENTRE, TOILET RETAIL 1,2,9,10,11,12,13A,13B,15,16,17,18,19,20,22,23,23A,27,28,29,30,31 & 38	LACTATION ROOM 1, LACTATION ROOM 2 & LACTATION ROOM 3	–	–	–	–	OKU 1, OKU 2, OKU 3 & OKU 4	–
	3rd. FLOOR	REFUSE COLLECTION CENTRE, TOILET RETAIL 1,2,3,4,5,12,13A,13B,15,16,17,18,19,20,22,23,23A, 27,28,35,36,37 & 38	LACTATION ROOM 1, LACTATION ROOM 2 & LACTATION ROOM 3	–	–	–	–	OKU 1, OKU 2, OKU 3 & OKU 4	–
	4th. FLOOR	–	-	–	–	–	–	–	–
	5th. FLOOR	–	-	–	–	–	–	–	–
	6th. FLOOR	–	-	–	–	–	–	–	–
	7th. FLOOR	–	-	–	–	–	–	–	–
	8th. FLOOR	–	-	–	–	–	–	–	–
	9th. FLOOR	–	-	–	–	CORRIDOR	–	OKU	
	10th.-26th.					CORRIDOR (LEVEL 10 ONLY)			
	ROOF TOP								

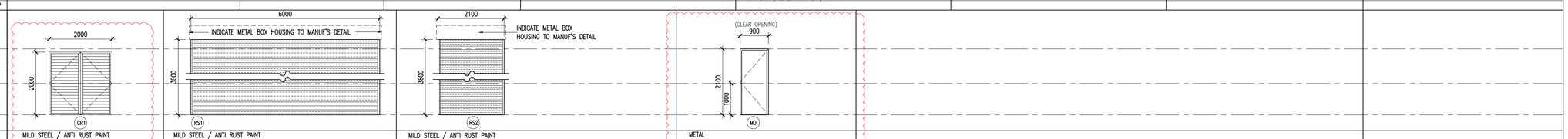

		GR1	RS1	RS2	MD
TYPE					
FRAME		MILD STEEL / ANTI RUST PAINT	MILD STEEL / ANTI RUST PAINT	MILD STEEL / ANTI RUST PAINT	METAL
DOOR LEAF		ALUMN. LOUVRES DOOR TO MANUF"S DETAIL	ROLLER SHUTTER WITH AUTO MECHANISM C/W 15% VENTILATION TO MANUF"S DETAIL	ROLLER SHUTTER WITH AUTO MECHANISM C/W 15% VENTILATION TO MANUF"S DETAIL	METAL DOOR IN PAINT FINISH TO MANUF"S DETAIL
ARCHITRAVE		–	–	–	–
LOCATION	1st. FLOOR	LPG GAS FARM 01&02	REFUSE COLLECTION CENTRE	BULK WASTE ROOM	
	2nd. FLOOR		–	–	–
	3rd. FLOOR		–	–	–
	4th. FLOOR		–	–	–
	5th. FLOOR		–	–	–
	6th. FLOOR		–	–	–
	7th. FLOOR		–	–	–
	8th. FLOOR		–	–	–
	9th. FLOOR		–	–	STAIRCASE 1,2,8 AND 10 FOR A & B
	10th.-26th.				–
	ROOF TOP				STAIRCASE 4,5,6 and 7

DOOR SCHEDULE AT STUDIO UNIT (ALL TYPE)

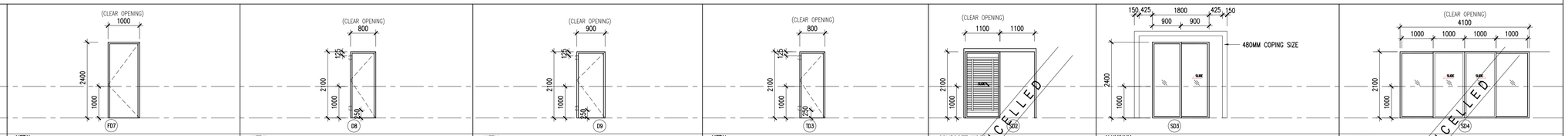

		FD7	D8	D9	TD3	TD2	SD3	SD4
TYPE								
FRAME		METAL	METAL	METAL	METAL	COMPOSITE WOOD	ALUMINUM	ALUMINUM
DOOR LEAF		1.2MM THK. METAL FRAME 1HR FIRE RATED TIMBER SOLID DOOR (JPBM"S) VENEER FINISH	1.2MM THK. METAL FRAME WITH 6MM THK. PLY. TIMBER FLUSH DOOR C/W WATERPROOF PLYWOOD FACING TO EXTERNAL / SPRAY PAINTED FINISH	1.2MM THK METAL FRAME WITH 38MM THICK c/w 3MM HDF HARDBOARD HONEYCOMB CORE FLUSH DOOR C/W PAINTED FINISH ON BOTH SIDES.	1.2MM THK. METAL FRAME WITH 6MM THK. PLY. TIMBER FLUSH DOOR C/W WATERPROOF PLYWOOD FACING TO TOILET / SPRAY PAINTED FINISH	COMPOSITE WOOD SLIDING DOOR TO MANUF"S DETAIL	1.2MM THK. POWDER COATED (MIN.60 MICRONS) ALUMN. FRAME SLIDING GLASS DOOR C/W 8MM THK. ASG EMERALD GREEN ANNEALED FLOAT	1.2MM THK. POWDER COATED (MIN.60 MICRONS) ALUMN. FRAME SLIDING GLASS DOOR C/W 8MM THK. ASG EMERALD GREEN ANNEALED FLOAT
ARCHITRAVE		–	–	–	–	–	–	–
LOCATION		STUDIO UNIT TYPE A, A1, A2, A3, A4, A5, A6,	STUDIO UNIT TYPE A, A1, A2, A3, A4, A5, A6,	STUDIO UNIT TYPE A, A1, A2, A3, A4, A5, A6,	STUDIO UNIT TYPE A, A1, A2, A3, A4, A5, A6,	STUDIO UNIT TYPE A, A1, A2, A3, A4, A5, A6,	STUDIO UNIT TYPE A, A1, A2, A3, A4, A5, A6,	STUDIO UNIT TYPE A, A1, A2, A3, A4, A5, A6,
		STUDIO UNIT TYPE B, B1, B2, B3, B4, B5	STUDIO UNIT TYPE B, B1, B2, B3, B4, B5	STUDIO UNIT TYPE B, B1, B2, B3, B4, B5	STUDIO UNIT TYPE B, B1, B2, B3, B4, B5	STUDIO UNIT TYPE B, B1, B2, B3, B4, B5	STUDIO UNIT TYPE B, B1, B2, B3, B4, B5	STUDIO UNIT TYPE B, B1, B2, B3, B4, B5
		STUDIO UNIT TYPE C, C1, C2, C3, C4, C5	STUDIO UNIT TYPE C, C1, C2, C3, C4, C5	STUDIO UNIT TYPE C, C1, C2, C3, C4, C5	STUDIO UNIT TYPE C, C1, C2, C3, C4, C5	STUDIO UNIT TYPE C, C1, C2, C3, C4, C5	STUDIO UNIT TYPE C, C1, C2, C3, C4, C5	STUDIO UNIT TYPE C, C1, C2, C3, C4, C5
		– FOYER	– AIR CON LEDGE	– BEDROOM	– BATH 1	– ENTRANCE	– OPEN LANAI	– MASTER SUITE

C:\Users\Rahim\appdata\local\temp\AcPublish_5316\557_CA-821-01.dwg 11 Dec. 2018 - 10:16am Rahim

Hak Cipta Terpelihara. Tidak dibenarkan mencetak mana-mana bahagian ilustrasi dalam apa jua bentuk dan dengan apa cara pun samada secara elektronik, mencetak, mekanik, rakaman atau cara lain sebelum mendapat kebenaran bertulis dari BH YEW ARCHITECTS SDN. BHD.

REV.	DATE	DESCRIPTION	REMARK
A.05	13.03.2018	REVISED DETAIL (CLOUDED), D3 & FD5-CHANGE LOCATION ,	–
		GD1-WITH FRAME , GD3-ADDITIONAL DOOR ,	
		GR1-ALUMN. LOUVRES DOOR AS REQUIREMENT , D8-FIRE	
A.05R	23.08.2018	SD5- SLIDING GLASS DOOR	
	19.09.2018	UPDATING DRAWING	abdul rahim
A.06	23.08.2018	SD5- SLIDING GLASS DOOR	JANICE
	27.11.2018	FD1 CHANGE TO METAL DOOR	JANICE

KEY PLAN :

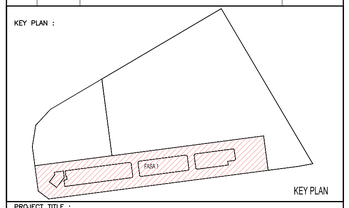

PROJECT TITLE :

CADANGAN MEMBINA PEMBANGUNAN BERCAMPUR DI ATAS LOT 21135, PERSIARAN CASSIA BARAT 3, MUKIM 13, SEBERANG PERAI SELATAN, PULAU PINANG YANG MENGANDUNGI:-

FASA 1
A. 2 BLOK PANGSAPURI PERKHIDMATAN 18 TINGKAT (612 UNIT)
B. KEDAI PEJABAT 3 TINGKAT (196 UNIT)
C. 5 TINGKAT TEMPAT LETAK KENDERAAN

UNTUK : TETUAN PARAMOUNT PROPERTY (PW) SDN. BHD

LAND OWNER & BUILDING OWNER :

NAMA : MR. OOI HUN PENG
JAWATAN : KETUA PEGAWAI EKSEKUTIF
NO IC : 650619-02-5311
ALAMAT : PARAMOUNT PROPERTY (PW) SDN. BHD
WISMA PARAMOUNT, 1A (1ST FLOOR), LORONG BLM 1/1,
BANDAR LAGUNA MERBOK, 08000 SUNGAI PETANI, KEDAH
NO. TEL : 604 - 441 9191 FAX : 604 - 441 9090

KITCHEN SPECIALIST :

QS CONSULANT :

M&E CONSULANT :
PERUNDING P.L.A.
Consulting Mechanical & Electrical Engineers.
8-01, WISMA PANTAI, JALAN WISMA PANTAI, 12200 BUTTERWORTH, PENANG.
TEL NO. : (604) 3337990
FAX NO. : (604) 3317337
E-MAIL : project@pla-group.com

C&S CONSULANT :
PERUNDING KELANA
CIVIL & STRUCTURAL ENGINEERS
Level 12, Unit 12(D), Wisma Boon Siew,
No.1, Penang Road, 10000 Penang.
Tel: 2622628, Fax: 2641618
(Company No. AS0232772-W)

DESIGN ARCHITECT :
ARCHITECTURE GROUP - STUDIO A
CPG CONSULTANTS PTE LTD
238B, THOMSON ROAD, #12-00 TOWER B
NOVENA SQUARE, SINGAPORE 307685
TEL : +65 6357 4468 FAX : +65 6357 4469

ARCHITECT :
BH YEW ARCHITECT (SP/Y61)
15TH FLOOR, BANGUNAN AMMETLIFE
NO.1, JALAN LUMUT, 50400 KUALA LUMPUR
TEL: (03) 4043-1346 FAX: (03) 4043-1349
EMAIL: ybhwa@nrasb.com.my

LEMBAGA ARKITEK MALAYSIA

Ar. YEW BU HWA
ARKITEK
No.Pendaftaran LAM:A/Y61

Saya mengesahkan bahawa pelan-pelan yang dihantar adalah mengikut Undang-Undang Kecil Bangunan Seragam 1986 dan Undang-Undang Kecil Bangunan Seragam (pindaan) 2007 [UKBS2007] dan pindaan-pindaan serta garispandu an-garispandu an dan polisi-polisi Majlis Perbandaran Seberang Perai. Saya mengesahkan bahawa kerja-kerja pembinaan akan dijalankan dibawah pengeliaan saya. Saya mengesahkan dan mengaku bahawa pelan-pelan bangunan adalah setara dengan pelan kebenaran merancang yang diluluskan dan akan mematuhi ulasan serta syarat-syarat jabatan teknikal.

CONSTRUCTION DRAWING

NOVEMBER 2018

LUKISAN :

DOOR SCHEDULE 1
– COMMON AREA & STUDIO

SCALE: AS SHOWN		CAD NO.: 55714-CA-821-01		
DRAWN BY: abdul rahim		CHECKED BY: JANICE		DATE: 05 DEC 2018
ORIGINATOR ACRONYM		PROJECT NO.		DISCIPLINE
BH YEW		55714		ARCH
DWG STATUS	BLOCK	BLOCK	DWG NO.	DWG NO.	REVISION
CA	–	–	821	01	A.06