

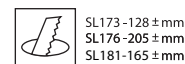
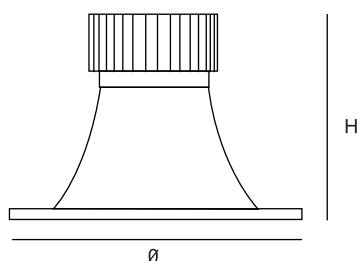
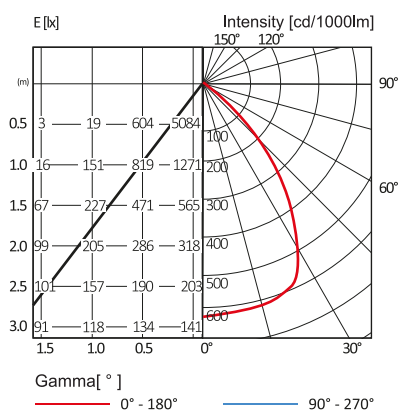
# LED DOWNLIGHT

## Feature

Designed for recess vertical mounting ceiling. LED downlight lights highlighting the use of a new generation of low power and high power LED as light source. LED life of up to 50,000 hours, not easily damaged, recyclable waste, no pollution.

## Application

Ideal for commercial building, offices, conference room, classrooms, shops etc.



## Technical Data

<b>Body</b>	Made of injected die-cast aluminum.
<b>Reflector</b>	White Paint.
<b>Paintwork</b>	Fully coated with a high gloss white epoxy polyester powder, giving resilient finish.
<b>Light Source</b>	Cree LMH2 LED Modules & XLamp® CXA3070.
<b>Electrical Data</b>	220 - 240V, 50Hz, Power factor 0.95.
<b>Wire</b>	PVC insulated.
<b>Driver</b>	Isolated.

Model No.	Ø (MM)	H(MM)
SL173	160	60
SL176	235	165
SL181	187	95

Note : Subject to +/- 1.5mm

In collaboration with :

**CREE** LMH2 LED Modules



**CREE** XLamp® CXA3070

