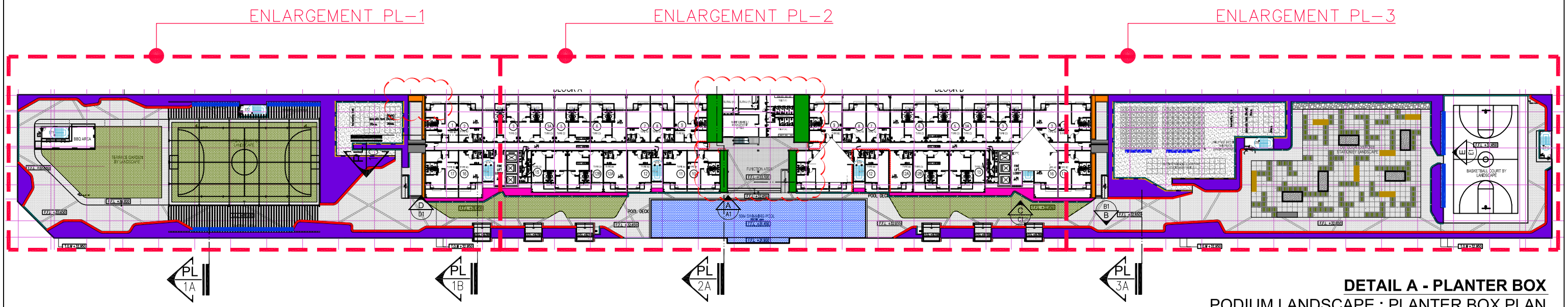

DETAIL A - PLANTER BOX

PODIUM LANDSCAPE : PLANTER BOX PLAN

SCALE 1 : 900

PLANTER BOX LEGEND

HATCH	DESCRIPTION
	Type A : 600mm height planter wall with finishes to match with building colour
	Type B : 300mm height planter wall with spray tile finish in Brown colour
	Type C : 550mm height planter wall with spray tile finish in Brown colour
	Type D : 450mm height planter wall with spray tile finish in Brown colour

PLANTER BOX PROFILE

HATCH	DESCRIPTION
	300mm height Slanted surface planter wall with spray tile finish in Brown colour
	500mm height x 700mm width R.C Seating to be attached to RC Planter Wall with spray tile finish in Brown colour

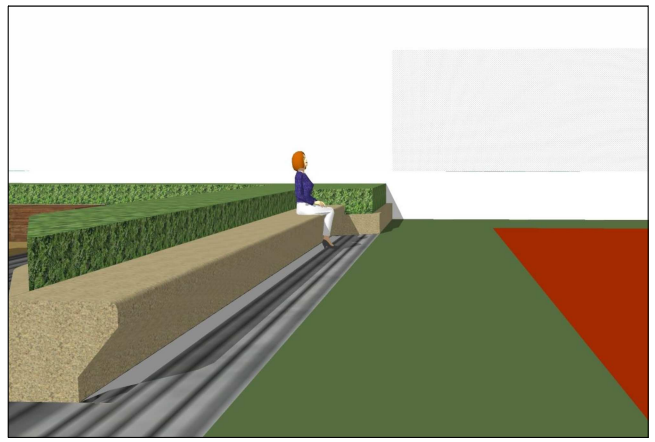

SEATING :
500mm Height R.C Seating to be attached to Planter Wall
View E-E1

PLANTER BOX PROFILE IMAGES



TYPE A : 600mm height planter wall with finishes to match with building colour
View A-A1

TYPE B : 300mm Height Planter Wall (Slanted Wall Surface)
View B-B1



TYPE C : 550mm Height Planter Wall
View C-C1

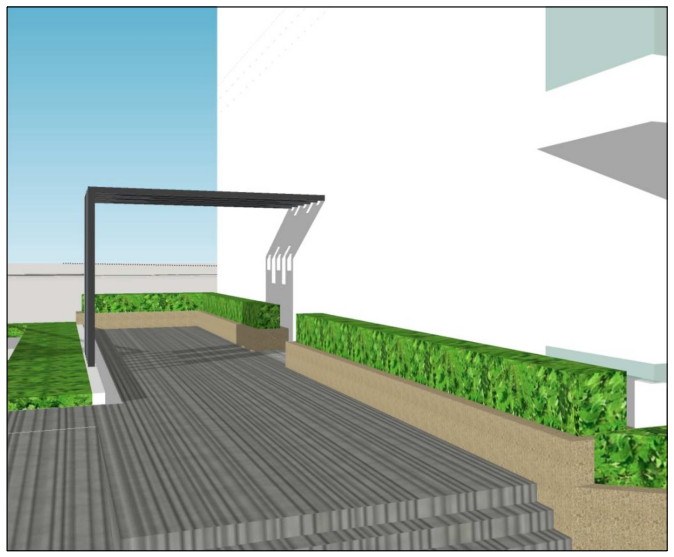

Type D : 450mm height planter wall with spray tile finish in Brown colour
View D-D1

This drawing may not be reproduced or used without the written permission from LANDART DESIGN

LANDart design sdn.bhd.
42, Chow Thye Road, 10050, Penang, Malaysia
Tel: +604-2299 375 / 530 Fax: +604-229 1928
email: info@landart.com.my
www.landart.com.my

PROJECT
PLOT 1
PROPOSED LANDSCAPE WORKS FOR CADANGAN MEMBINA PEMBANGUNAN BERCAMPUR DI ATAS LOT 21135, PERSIARAN CASSIA BARAT 3, MUKIM 13, SEBERANG PERAI SELATAN, PULAU PINANG YANG MENGANDUNGI:
A. 2 BLOK PANGSAPURI PERKHIDMATAN 18 TINGKAT (612 UNIT)
B. KEDAI PEJABAT 3 TINGKAT (196 UNIT)
C. 5 TINGKAT TEMPAT LETAK KENDERAAN

DRAWING TITLE
DETAIL A - PLANTER BOX
PLANTER BOX MASTER PLAN & PERSPECTIVE IMAGES

CLIENT
PARAMOUNT PROPERTY (PW) SDN. BHD.

DRAWING STATUS AND DATE :
CONSTRUCTION DRAWING
25 JULY 2018

DATE	REVISED	REF.
24/7/18	Revised Type A planter wall height based on site condition	04
	Additional Type D planter box based on site condition	

SCALE : AS SHOWN A3
UNIT : MM
DATE : JUL 2018
DRAWN BY : RF
CHECKED BY : ATIF

DRAWING NO : LA-15052-HD-PD-01 REV. 05
SHEET NO. 11 / --
PROJECT NO. 15052
FILE : 15052-PD-01-DETAIL A-PLANTER BOX PLAN.DWG